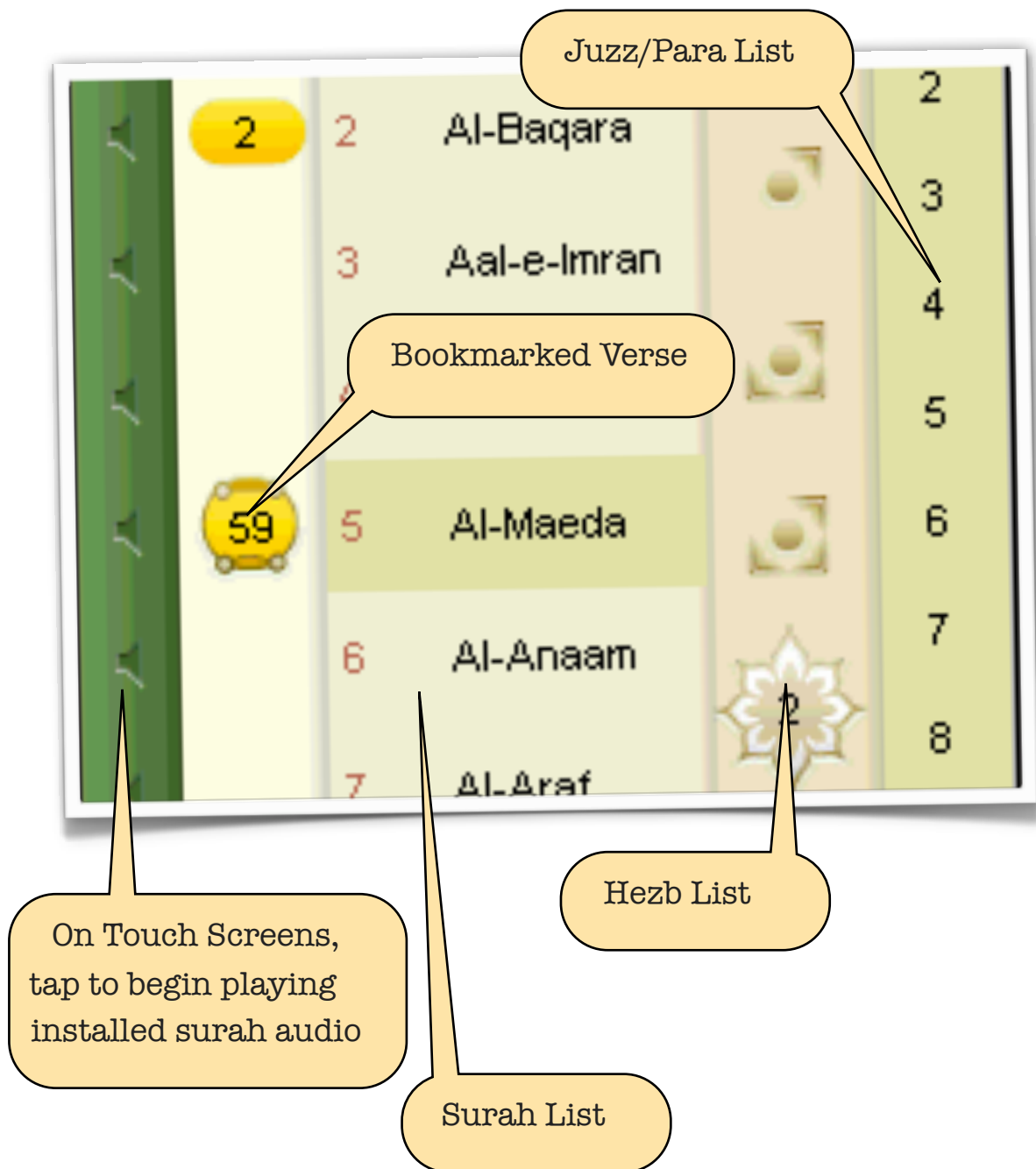


uQuran: How to Use

Micro Quran for Various Mobiles



Index view



- On Touch Screens:
 - Tap on a row once to select, tap again to open.
 - Tap on bookmark button to go directly to the verse

Blackberry Users Please Note:

The menu items on the screen correspond to letters on the keypad directly below. On most blackberries these would be the letters 'Q' and 'P'

Surah View Tips



- Use the up and down arrows to navigate to different verses or on a Touch Screen, simply tap and drag the page upwards or downwards.
- Tap or click on the top Right corner to go to Next Surah or the top Left corner to go to the Previous Surah.



Touch Screens: Tap and Hold on a verse to bookmark or unbookmark

Or use the 'Add/Remove Bookmark' option from Menu

Tap, hold and then drag on this column for **Fast Scroll**



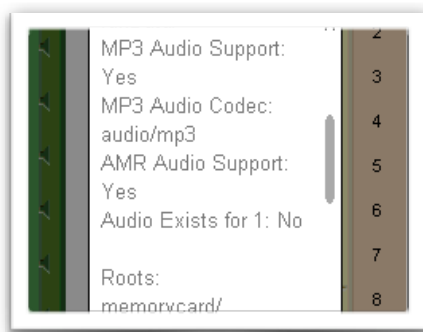
Touch Screens: To navigate to a particular verse quickly, tap and drag your finger/stylus on the left column of the screen (where the verse numbers appear) to enable Fast Scrolling, or use the 'Goto Verse' option from Menu.

To go to the next verse from the currently selected verse, simply tap once on the left hand side column (where you drag for Fast Scroll)

Surah Recitation

Running Diagnostics

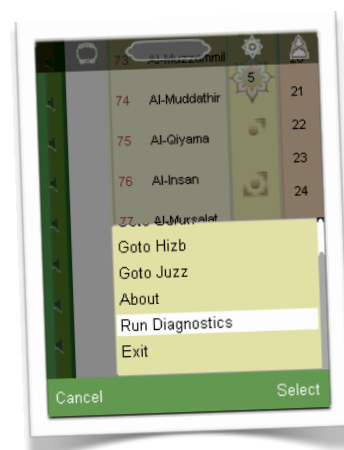
uQuran supports recitation in MP3 format or AMR format. If none of these are supported by your mobile, you will not be able to use audio recitation. To check compatibility (and to check if you have a memory card installed with at least 1.8 GB of free space), please open 'Run Diagnostics' from the main menu.



Checking Audio Compatibility

You should then see a similar output as you do on the left.

AMR Audio support or MP3 Audio support should say YES. Please then follow online instructions on how to install the audio files (www.guidedways.com/kb/category-25.html)



Verse by Verse Recitation

Simply select a verse and select 'Play Recitation' from Menu. uQuran will automatically change focus to the next verse as the recitation for the current verse ends.

To change the Volume during playback: Simply use the Fast Scroll Column and move finger up or down to lower and raise the volume respectively. On non-touch screen phones, use the Right and Left arrow keys to raise or lower volume respectively.

